

# Activating An OpenAthens Account to Access TMAI Electronic Library Resources

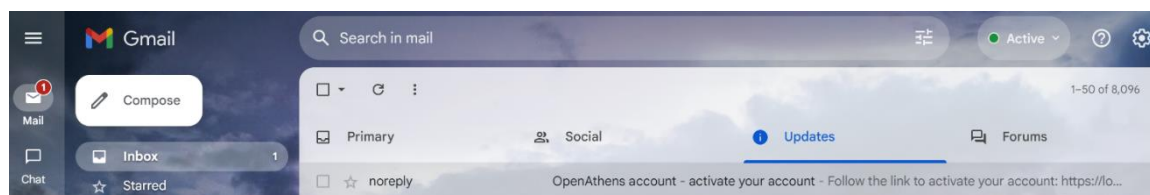
The Master's Academy International (TMAI) faculty & students can access a wide range of electronic library resources (ELR) through use of the TMAI ELR portal. In order to make use of these resources, you must first activate your OpenAthens (OA) account. Once the OpenAthens account has been activated, you will then be authorized to access the TMAI ELR landing page.

## I. Activating your OpenAthens Account

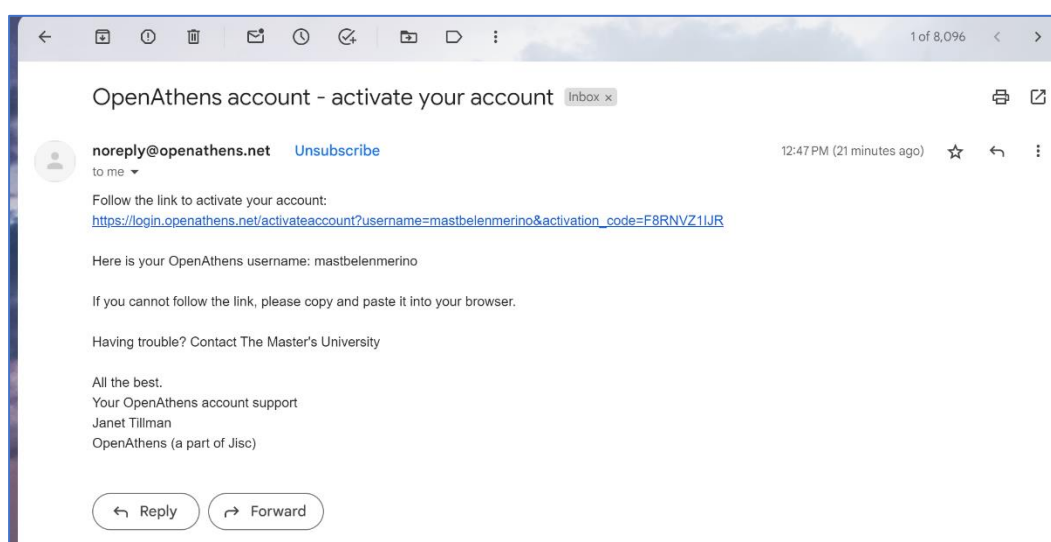
OpenAthens is a service used by TMAI to authenticate and manage all TMAI ELR faculty & student user accounts. Each TMAI Training Center (TC) has an individual who has been appointed as the TMAI TC ELR Administrative Coordinator. This is the person you should contact to obtain a TMAI ELR user account and to help you with any problems you have with the account.

Once your user account has been created by your TC coordinator, follow the steps below to activate your account and access the TMAI ELR Landing Page:

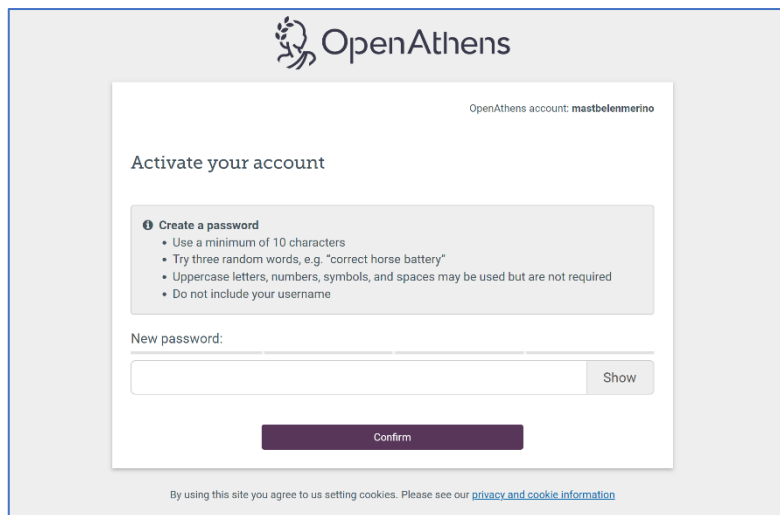
1. An activation email will be sent to your personal email address. Be aware of knowing that the email from OA could be saved in your Junk box or in the "Updates" section. The head title of the message will say **"noreply"**.



2. Click on that message. The email should contain a message that looks something like this:



3. Follow the link sent by Open Athens to activate your account. A new screen will be opened, and it will ask you to create a new password.



OpenAthens account: mastbelenmerino

### Activate your account

**Create a password**

- Use a minimum of 10 characters
- Try three random words, e.g. "correct horse battery"
- Uppercase letters, numbers, symbols, and spaces may be used but are not required
- Do not include your username

New password:

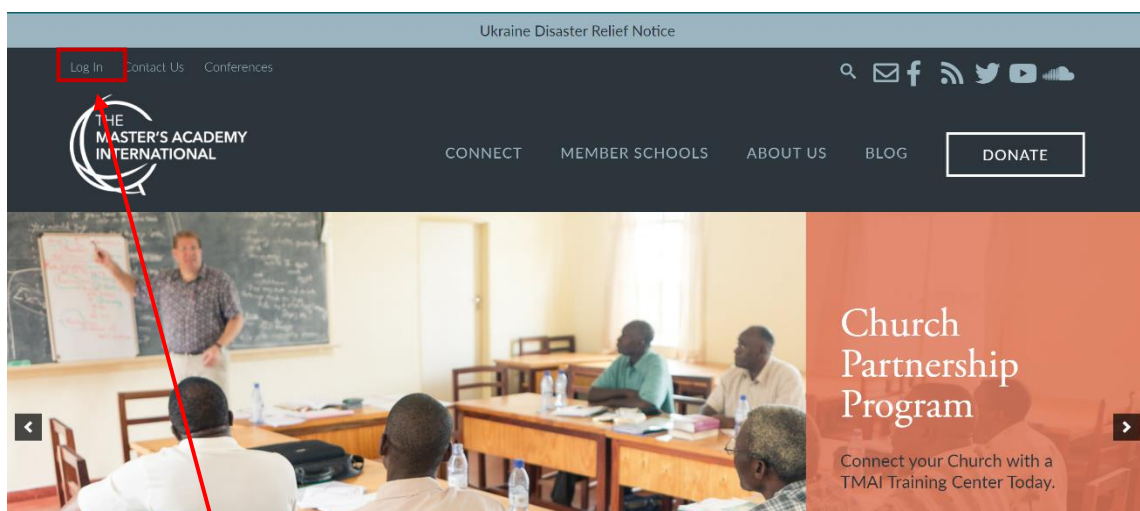



By using this site you agree to us setting cookies. Please see our [privacy and cookie information](#)

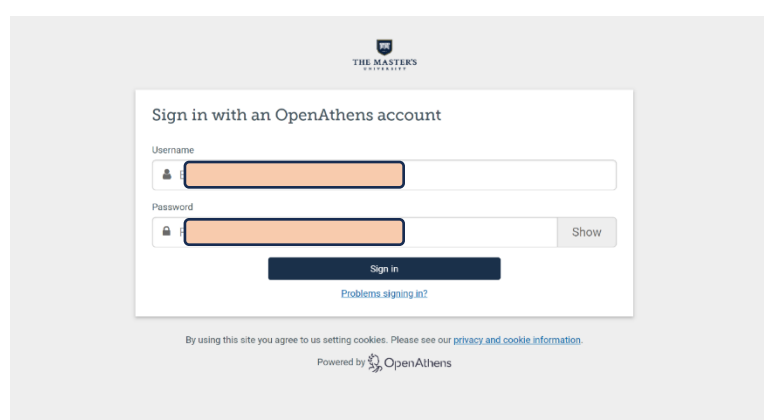
Once you have completed these steps, you will be able to log into OpenAthens and access the TMAI ELR Landing Page. The steps to complete this process are listed below.

## II. Accessing the TMAI ELR Landing Page

1. Go to the TMAI home page (<https://www.tmai.org>):

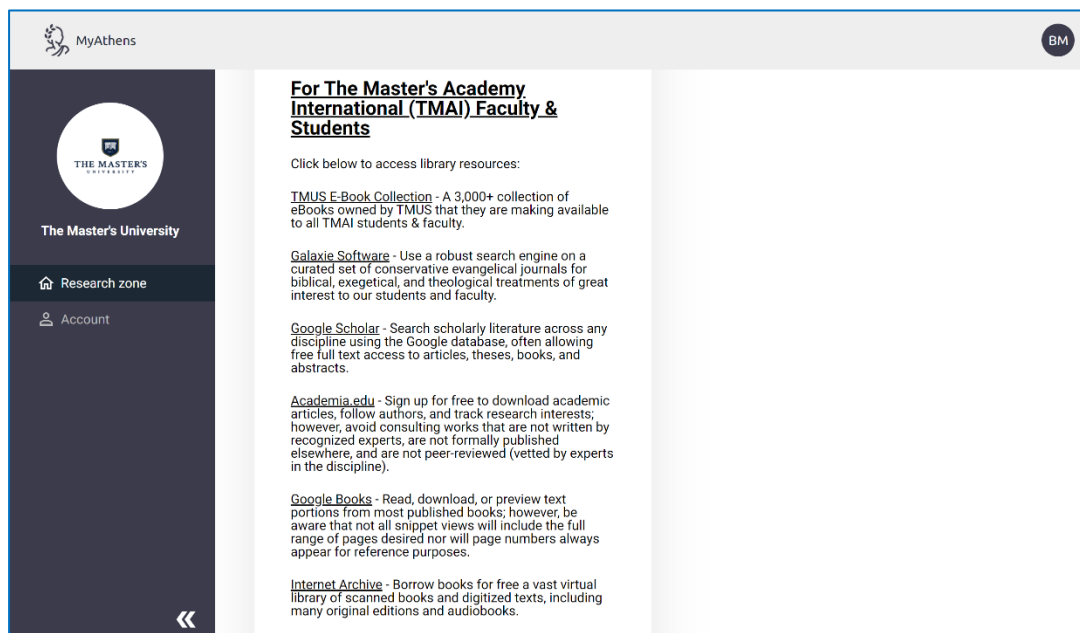


2. And click on the "Log In" option in the upper left corner of the home screen:
3. You will then see this Log-In screen. Enter your Email address and the Password that you chose when you activated your OpenAthens account.



The screenshot shows the TMAI Log-In screen. At the top, there is a logo for "THE MASTERS ACADEMY INTERNATIONAL". Below the logo, there is a "Sign in with an OpenAthens account" section. This section contains two input fields: "Username" and "Password". The "Password" field has a "Show" button next to it. Below the input fields is a "Sign in" button. At the bottom of the "Sign in" section, there is a link for "Problems signing in?". At the very bottom of the page, there is a footer that reads "By using this site you agree to us setting cookies. Please see our [privacy and cookie information](#). Powered by OpenAthens".

4. Once you've completed the OpenAthens sign-in process, you will be branched to this landing page which you can use to access all of the TMAI electronic library resources.



**PLEASE NOTE:**

- Use only those resources that are listed in the TMAI Faculty & Students section of this landing page.
- If you need help, please contact the ELR coordinator at your Training Center.
- DO NOT contact Janet Tillman for help with the TMAI ELR.